


Order code:WE_A5_SUPAGANG, BL_A5_SUPAGANG or SB_A5_SUPAGANG

This is a gang sheet - place as many logos as you want



- 1


Paste your design onto the **Artwork** layer
- 2



Reposition and **scale** your design as needed.
- 3

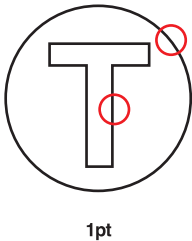
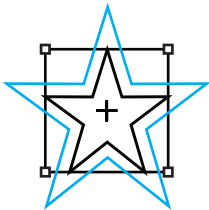
Check **Line Weight**. Make sure free-floating lines are 1pt minimum.
- 4

Convert **Fonts** to outlines or shapes.
- 5

Save as PDF

 **Artwork**

  **Template**



1pt

